



## Holiday Homework Session 2019-20

Class: M1

Month: May'19

Sunday	Monday	Tuesday	Wednesday	Thursday	Friday	Saturday
26 P.W.P-pg. no.11	27 p.w.p-pg.no.-9	28 Math-A.S. - 1	29 P.W.P-pg.no.-15	30 Eng.-pg.no.-14	31 Eng.—pg.no.15 P.w.p. -pg. no. 13	

Month: June'19

Sunday	Monday	Tuesday	Wednesday	Thursday	Friday	Saturday
						1 Art/craft-pg. no. 15 p.w.p.-pg.no.-16
2 Math-A.S.-no.-1 Eng.-A.S.-Letter 'A'	3 Eng.-A.S. - Letter-B' Math-A.S.-no.-3	4 Eng.—A.S.-letter 'C' Math- A.S. no.'4'	5 Eng.-A.S. Letter 'D' Math-A.S.NO. '5'	6 Eng.-A.S. Letter 'E' Art/craft-pg.no.26	7 Eng.—A.S. Letter 'F' Math -A.S. no.-6	8 Eng. --A.S. Letter 'G' Math-A.S.[Big and small]
9 Eng.---A.S. Letter 'H' Math—A.S. no. '4'	10 Eng.—A.S. Letter 'I' Math—A.S.[Red color]	11 Eng. --A.S. Letter 'J' Math—A.S. shape triangle	12 Eng.—A.S. Letter 'K' Math—A.S. Shape- 'circle'	13 Eng.—A.S. Letter 'L' P.W.P—pg. no.20	14 Alpha book—pg no. 4,5 [Eng.] E.V.S-pg no.8[oral]	15 Math-pg. no.—25 E.V.S-pg.no.10
16 Alpha book-pg. no. 6,7 E.V.S—Pg. no.11[oral]	17 Math—pg.no.'29' E.V.S- pg. no.'12' [oral]	18 Eng.—pg. no. '8,9'[Alpha book] E.V.S.-pg. no.23	19 Eng.-pg.no.'13,14 'Alpha book' Math pg.no.23[oral]	20 Eng.—pg. no.15,16[Alpha book] Mathpg.no.'37' [oral]	21 Eng.—pg.no.17,18[Alpha book] Math-pg.no.19,21[oral]	22

**HINT- \*Oral - Learning**

**\* A.S- Activity Sheet**

**Dear,**

Children have fun field summer vacation starting from 18<sup>th</sup> May'19. Enjoy your holidays with family & friends.

\*Parents please continue to encourage your child to read the lesson and complete the worksheet.

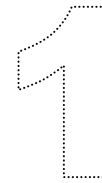
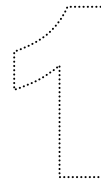
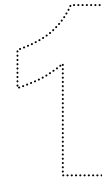
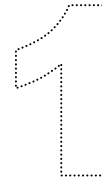
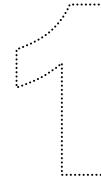
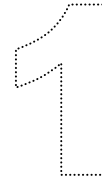
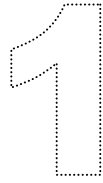
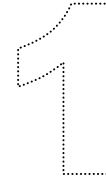
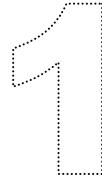
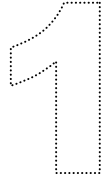

\*The written part should be neat & clear.

Activity sheet-1  
Subject: - Maths  
Class: - M1


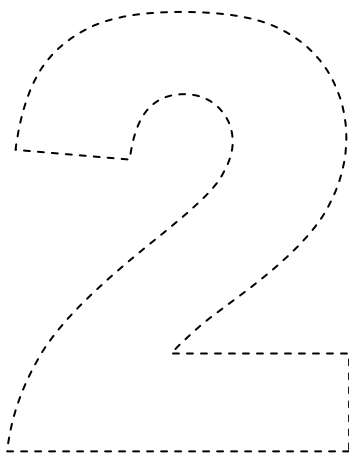

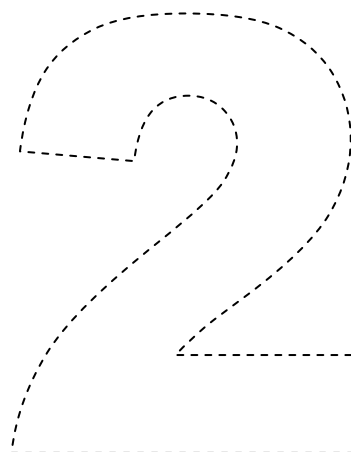
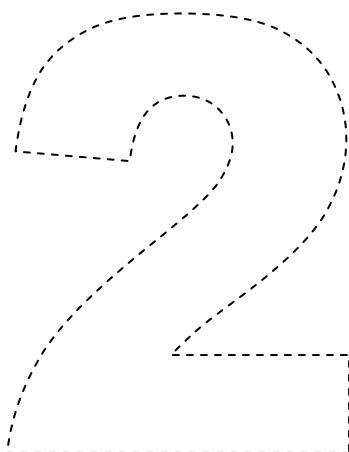
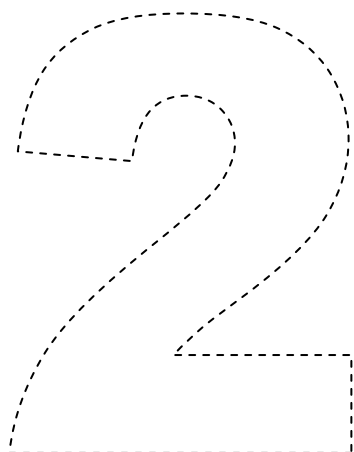


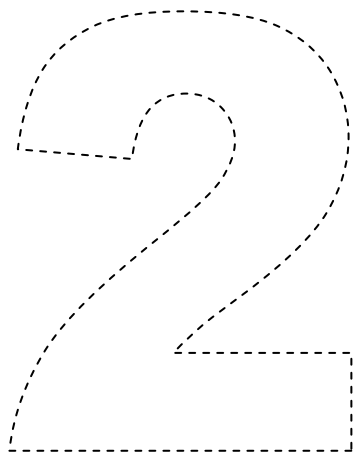
Name:.....

Date:.....

Count the object and trace the number 1.



Count the objects and trace the number 2.





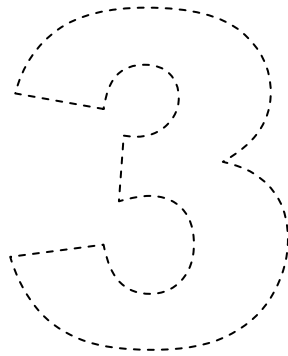






Name:.....

Date:.....

---

Count the objects and trace the number 3.



Name:.....

Date:.....

Count the objects and trace the number 4.

**4**



4

4

4

4

4

4

4

4

4

Activity  
Subject: - Maths  
Class: - M1

Name:.....

Date:.....

Count the objects and trace the number 5.

5



5

5

5

5

5

5

5

5

5

Name:.....

Date:.....

Count the objects and trace the number 6.

6



6

6

6

6

6

6

6

6

6



# SOMANY VIDYAPEETH

Activity Sheet  
Subject: - English  
Class: - M1

Name:.....

Date:.....

Trace the letters





Activity Sheet

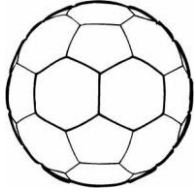
Subject: - English

Class: - M1

Name:.....

Date:.....

Trace the letters 'B'.



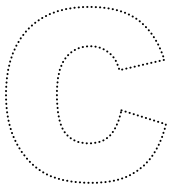
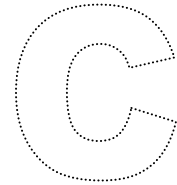
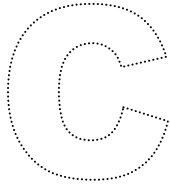
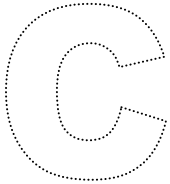

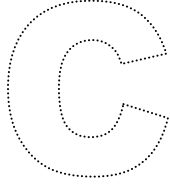
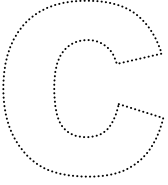


Activity Sheet  
Subject: - English  
Class: - M1

Name:.....

Date:.....

Trace the letters 'C.






Activity Sheet  
Subject: - English  
Class: - M1

Name:.....

Date:.....

Trace the letters 'D'



# Activity sheet

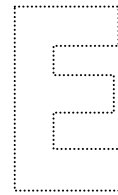






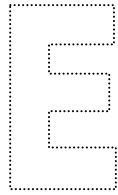


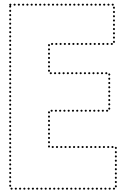

Subject: - English

Class: - M1

Name:.....

Date:.....

Trace the letters 'E' & Colour the pictures.















Activity Sheet  
Subject: - English  
Class: - M1

Name:.....

Date:.....

Trace the letters 'F' and colour the picture










Activity Sheet  
Subject: - English  
Class: - M1

Name:.....

Date:.....











Trace the letters 'G'.



Name:.....

Date:.....

Trace the letters 'H'.




Activity sheet  
Subject: - English  
Class: - M1

Name:.....

Date:.....

Trace the letters 'T'.



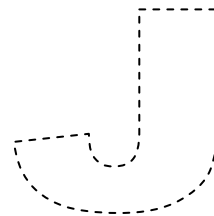
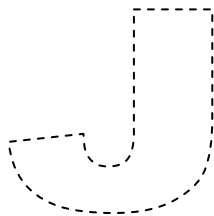
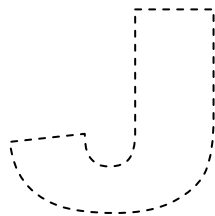
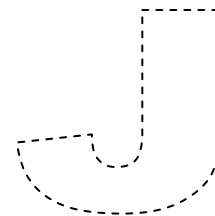
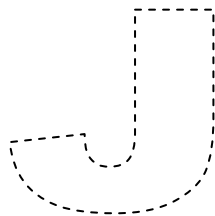
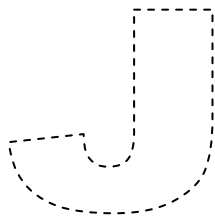
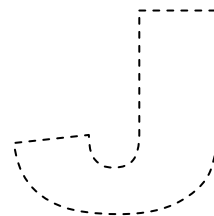
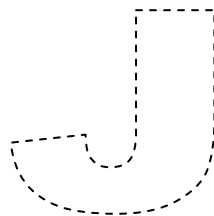
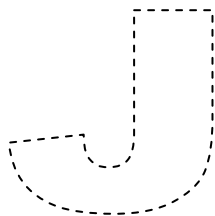
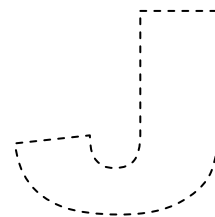
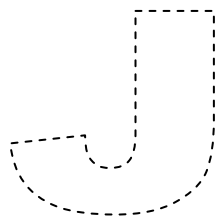


Activity Sheet  
Subject: - English  
Class: - M1

Name:.....

Date:.....

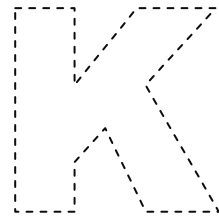
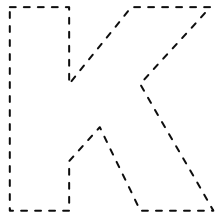
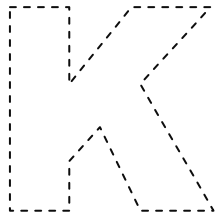
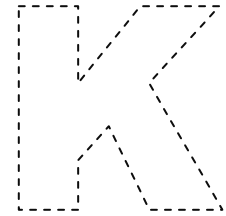
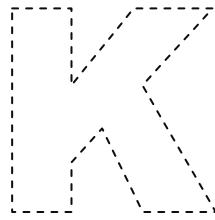
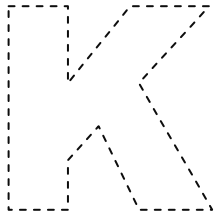
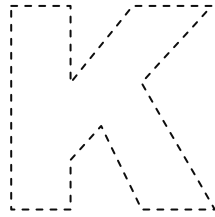

Trace the letters 'J'.



Name:.....

Date:.....

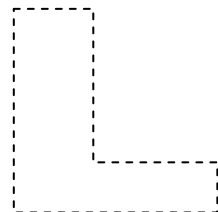
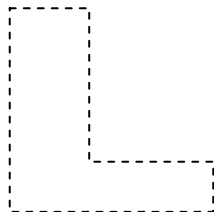

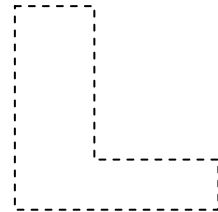
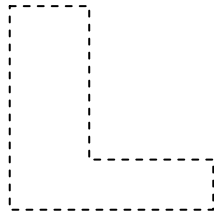
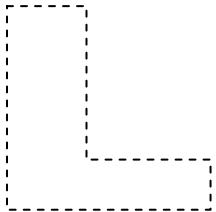
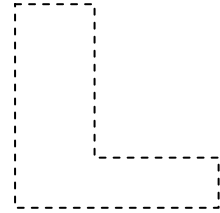
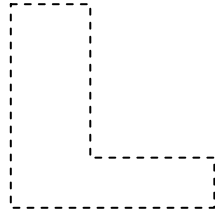
Trace the letters 'K'.



Name.....

Date:.....

**Trace the letter 'L' .**



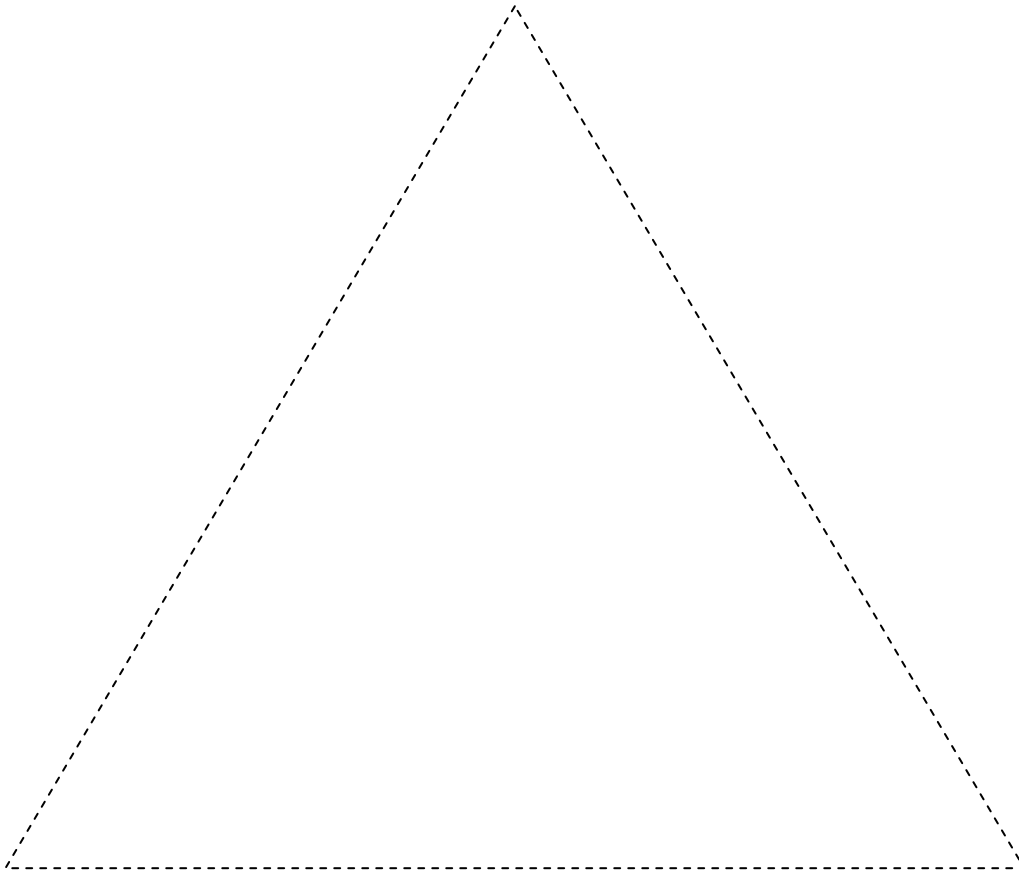
Activity sheet  
Subject - -Math  
Class---M1

Name.....

Date:.....

---

Trace the Triangle shape with their crayons.




Activity sheet  
Subject -Math  
Class---M1

Name.....

Date.....

---

**Dip your finger in poster color and Thumb  
impression in the circle shape.**



Name.....

Date.....

**Tear and paste the blue paper on the big picture and circle the small picture.**

